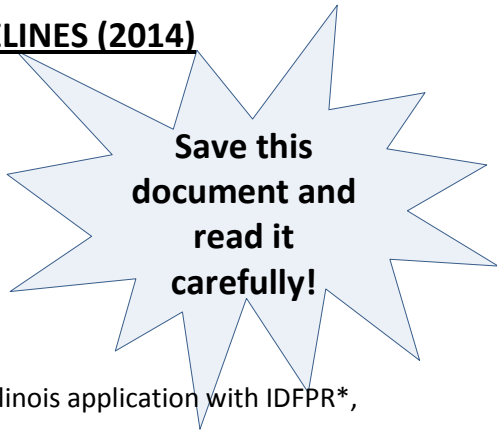


NCLEX LICENSURE APPLICATION PROCESS GUIDELINES (2014)


Congratulations! Now is the time to learn the steps involved in taking the licensure exam and obtaining your RN license.



Save this document and read it carefully!

You will be dealing with two agencies:

1. **Continental Testing Service (CTS)** is the agency that facilitates your Illinois application with IDFPR*, authorization to test (ATT), and take the NCLEX-RN exam.
**Illinois Department of Financial and Professional Regulations*
2. **Pearson VUE** is the provider of the NCLEX-RN. This is where you register for and take the exam.



You can expect to take the exam about four weeks after graduation, at the earliest. Below are the steps in the order they should happen.

The week after graduation:

- We will verify your grades.
- We will send your name, social security number and fingerprinting receipt to Continental Testing.
 - If you did not meet the degree requirements, your name will not be sent.
 - If you have non-nursing courses to complete after graduation, your name will be sent after those courses are successfully completed and graduation requirements are confirmed.
- **You apply for licensure through CTS.**
 - The cost is \$91
 - Read the NCLEX Candidate Bulletin:
https://www.ncsbn.org/2014_NCLEX_Candidate_Bulletin.pdf
 - Apply here:
<https://www.continentaltesting.net/application/applicationForm.aspx?iProfessionID=10>
 - RN License Profession code = 041 LPN License Profession code = 043
 - Remember, we send your fingerprinting receipt to CTS!
- **You register with Pearson VUE.**
 - The cost is \$200
 - Register here: <http://vue.com/nclex/> Your ATT letter (Authorization to Test) will not be sent until you register!
 - Read this: <https://www.ncsbn.org/1212.htm>
 - **If you provide an email address, ALL correspondence from Pearson VUE will arrive ONLY by email.** If you do not provide an email address, all correspondence will arrive only through U.S. mail.

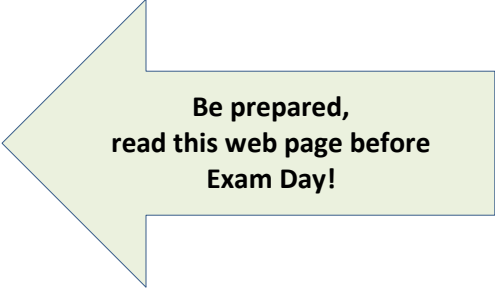
IDFPR Program Code Number ADN US49409500 PN US49102000
--

About 3 weeks after graduation:

- You will receive your ATT letter
- **You Schedule your test**

Exam Day:

- Have confidence in yourself!
- Bring your ATT letter
- Bring acceptable form of identification
 - Read this: <https://www.ncsbn.org/1219.htm>
- Do a dry run
 - Know how long it takes to get there
 - Know where to park
 - Know if there is road construction
- Get a good night's sleep
- Eat a good breakfast, lunch or dinner (depending on your test time)



**Be prepared,
read this web page before
Exam Day!**

After your exam:

- To find out if you have passed...
 - Pearson VUE will charge you \$8 for quick results, **but students have said.....**
 - Try to register for the exam again, it will not allow you to register for a test you have passed
 - They've received their test results letter as few as TWO DAYS after having taken the exam

Test results letter

- Included with your exam results is the **application for licensure with IDFPR.**
 - **The cost is \$50**
 - You can "practice under supervision"
 - "You may practice as a license-pending Registered Nurse under direct supervision for a period of three months from the official date of passing the licensure exam as indicated on the official formal pass letter."

“Good luck happens when preparedness meets opportunity.”

